



POWER-TRIM

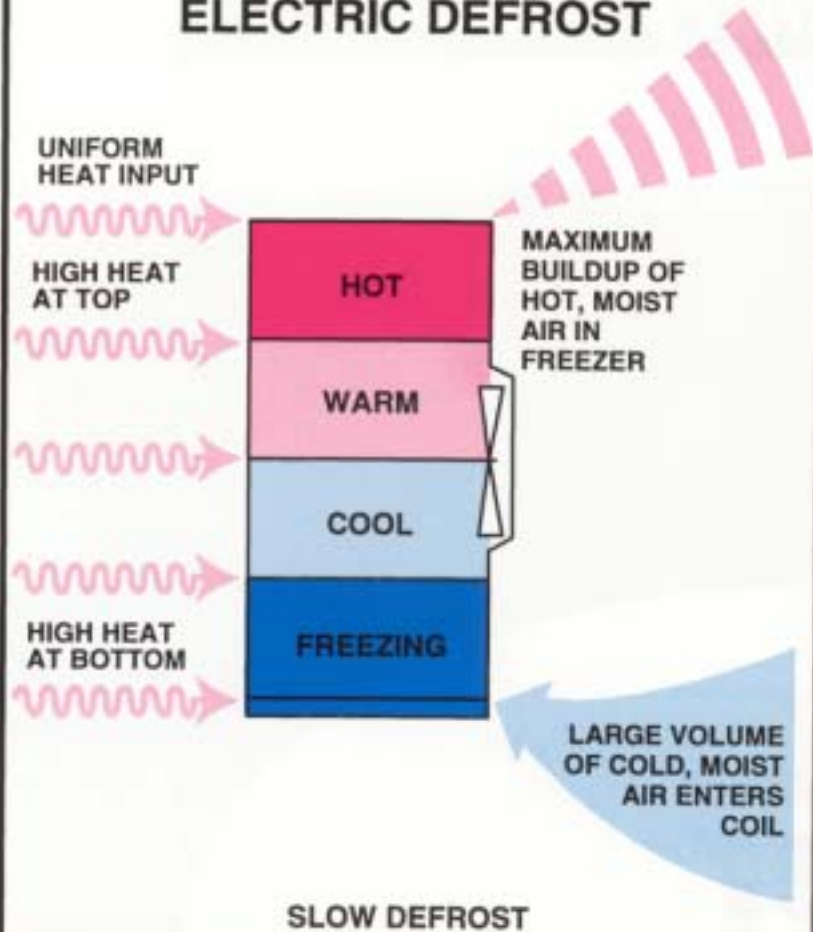
ELECTRIC DEFROST METHOD

BULLETIN
KE-881
May 1995
NEW

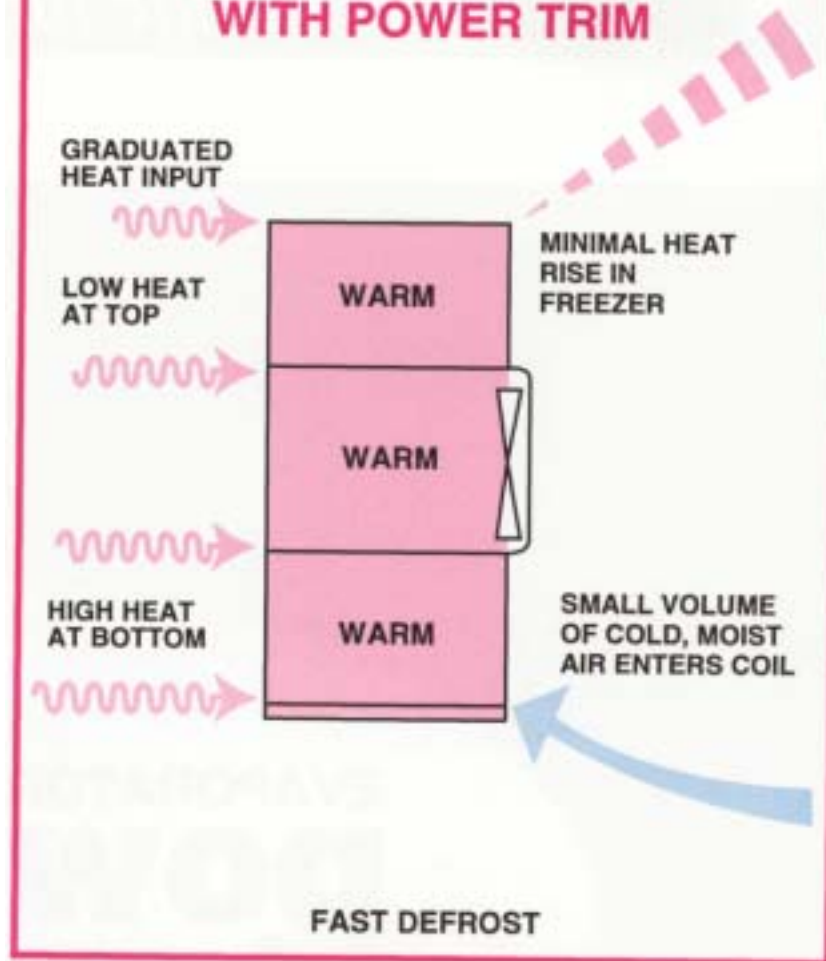


THE STANDARD OF
RELIABILITY AND ECONOMY
FOR LOW-TEMPERATURE
ELECTRIC DEFROSTING!

CONVENTIONAL ELECTRIC DEFROST



KRAMER ELECTRIC WITH POWER TRIM



For your convenience the diagram(s) originally here has(have) been enlarged, and can be found just prior to this page in the Adobe document.

**KRAMER ELECTRIC EVAPORATORS
WITH POWER-TRIM CUTS
YOUR ENERGY BILLS!**

**KRAMER ELECTRIC® DEFROST
EVAPORATORS WITH POWER-TRIM®
COMPLETELY DEFROST IN 30% LESS
TIME, WITH MINIMUM TEMPERATURE
RISE IN THE FREEZER, AND 10% TO 15%
LESS HEATER WATT INPUT TO CUT
ENERGY COSTS YEAR ROUND!**

During defrost conventional electric defrost evaporators tend to become much hotter at the top of the coils than at the bottom. The temperature at the top of the coil may rise 100°F, or more, above the temperature at which the terminating thermostat is set.

The gain in temperature creates strong convection currents of hot air radiating out of the coil into the fan section and the refrigerated area. The convection currents create three problems:

1. They raise the room temperature and add to the heat load.
2. Frost from both the coil and stored products is added to the room as moisture and deposited on the fan section, coil, surface of freezer and frozen products. Frost builds up until the evaporator shuts down for defrosting-reducing daily hours of refrigeration.
3. Cold air flows into the bottom of the coil to replace the hot air that has convected into the room and slows the defrost cycle.

The diagram on the adjacent page shows you why conventional electric defrost evaporators are hotter at the top than at the bottom. You can see how the temperature imbalance creates convection currents that add heat to the refrigerated area requiring extra energy to remove. At the same time, the diagram of Kramer Electric with Power-Trim shows how its graduated heat input distributes heat evenly over the entire coil surface to dramatically reduce convection and temperature buildup. With less heat to remove, you get more hours of daily refrigeration with less energy.

Power-Trim solves the problems!

Coils with Power-Trim feature heaters with less watts heating the upper portion of the coil than at the bottom. Consequently, during defrost the air at the top of the coil does not become hotter than the air at the bottom. Because the air does not overheat, there is markedly less convection to cause the three problems listed above. Kramer Electric evaporators with Power-Trim:

1. Minimize heat buildup in the refrigerated area.
2. Reduce frost buildup to deliver more hours of refrigeration on a daily basis.
3. Provide a faster defrost, when defrost is actually needed.

For low and medium temperature commercial/industrial applications, Kramer Electric evaporators with Power-Trim set the standard of reliability and economy for the industry. See how your monthly electric bills will reflect the savings!

KRAMER ELECTRIC EVAPORATORS WITH POWER-TRIM




Kramer Electric 'D' Models - direct drive propeller-type fans.

Heavy duty Kramer Electric evaporators with Power-Trim are available from 40,000 to 250,000 BTU/hr. for low and medium temperature operations.

All models feature draw-thru air flow design, with 4 FPI (KED Series), 6 FPI (CED Series), and offer a choice of two types of fan sections to meet specific application requirements.

When compared with conventional electric defrosts, Power-Trim requires less wattage for the same length of heater. With less watts, surface temperature is reduced, resulting in longer heater life.

All Kramer industrial evaporators have OSHA-type fan guards. Coil end covers protect return bends and manifolds against damage. The covers also ensure complete defrost of the coil at return bends.



Kramer Electric 'PP' Models - direct drive propeller-type fans.

KRAMER 14230 Lochridge Boulevard / Covington, GA / 30014

Phone: 770-788-5800 Fax: 770-788-5820

www.kramerusa.net